

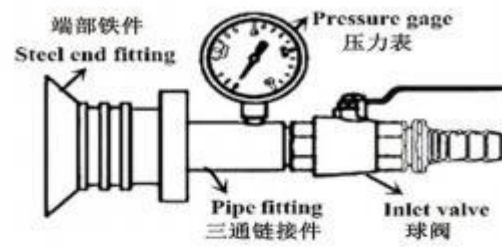
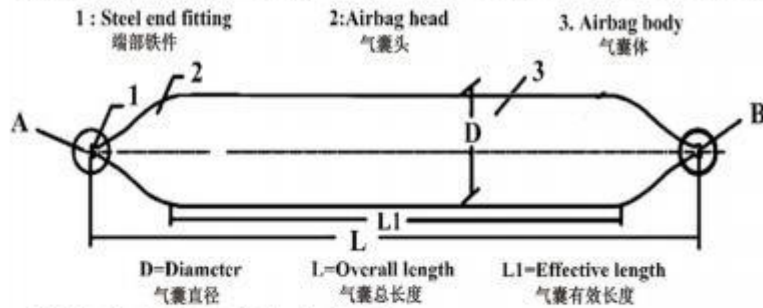
List of Airbag for Ships

Name	Diameter/m	Length/m	Rang of layers
Airbag for ships	1,0	8	5-6-7
	1,0	10	
	1,0	12	
	1,0	15	
	1,2	10	6-7-8
	1,2	12	
	1,2	15	
	1,5	10	6-7-8
	1,5	12	
	1,5	15	
	1,5	18	
	1,8	10	7-8-9
	1,8	12	
	1,8	15	
	1,8	16	
	1,8	18	
	2,0	10	9- 10- 11- 12
	2,0	12	
	2,0	15	
	2,0	18	
2,0	20		

1. According to different launching requirements and ship types, the size of the selected airbag varies depending on the weight of the vessel.
2. Special requirements can be customized. And many customer need the customized size.
3. Normal pressure range: 0.05-0. 18MPa.

船用气囊 Marine airbag

船用气囊结构示意图 Marine airbag structure diagram



A: Inflatable Accessories 充气配件

使用说明及保养注意事项

Instructions for use and maintenance of Marine airbags

1、船用气囊在使用中应注意避免锋利物品的扎伤与划伤；使用完之后及时进行保养与维护，在气囊表面涂抹滑石粉。

2、经常检查船用气囊有无扎伤、划伤。与气囊接触之表面物体不得有尖锐凸出硬物，防止刺破气囊。

3、船用气囊长时间不使用时，应洗净、晒干，放置干燥、阴凉、通风处。

4、船用气囊存放应远离热源，不得与酸、碱、油脂和有机溶剂接触。

5、不得在气囊上面堆放重物、杂物等。

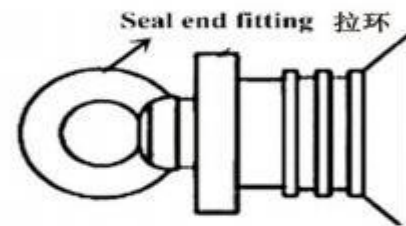
1. During the use of Marine airbags, attention should be paid to avoid the puncture and scratch of sharp objects; After use, timely maintenance and maintenance should be carried out, and talcum powder should be smeared on the surface of the airbag.

2. Check regularly whether the airbag is punctured or scratched. The surface object in contact with the airbag shall not have sharp protruding hard objects to prevent puncturing the airbag.

3. When the Marine airbag is not used for a long time, it should be cleaned, dried in the sun, and placed in a dry, cool and ventilated place.

4. Marine airbags should be kept away from heat, and should not be in contact with acids, alkalics, oils and organic solvents.

5. Don't pile up heavy objects and sundries on the airbag.



B: Sealed end ring 端部拉环